

Scaled data based on original data using
LM-79-08 Approved Method: Electrical and Photometric Measurements of Solid-
State Lighting Products

Test Report Prepared for
Cooper Lighting Solutions
(formerly Eaton)

Brand: INVUE

Report Number: P401666

Luminaire Tested: **ENC-SA1E-740-U-SL2-HSS**

Issue Date: 5/20/2020

Test Information

Test Method: LM-79-08
Report Number: P401666
TEST IS SCALED FROM IESNA LM-79-08 TEST DATA (G1-2004-754-2)
Test Lab: INNOVATION CENTER
Issue Date: 5/20/2020
Manufacturer: COOPER LIGHTING SOLUTIONS (FORMERLY EATON)
Product Line: INVUE
Catalog Number: ENC-SA1E-740-U-SL2-HSS
Description: ENTRI LED LUMINAIRE
(1) 70 CRI, 4000K, 1050mA LIGHTSQUARE WITH 16 LEDS AND TYPE II SPILL
LIGHT ELIMINATOR OPTICS WITH HOUSE SIDE SHIELD
Light Source: -
Ballast/Driver: ELECTRONIC DRIVER

Summary

Lumens per Lamp: N/A
Luminaire Lumens: 5686 lumens
Efficiency: N/A
Efficacy: 99.4 lumens/watt
Luminous Opening: Rectangular (W 0.5' x L: 0.5' x H: 0')
IES Classification: Type III - Medium - Non-Cutoff
BUG Rating: B1 - U0 - G2

Input Watts (W): 57.2
Input Voltage (V): NR
Input Current (Ain): NR
Voltage Rise (V): NR
Power Factor: NR
Total Harmonic Distortion (THDi): NR
Frequency (hertz): 60
Stabilization Time: NR
Operation Time: NR
Ambient Temperature (°C): NR
Test Distance: 25 FT

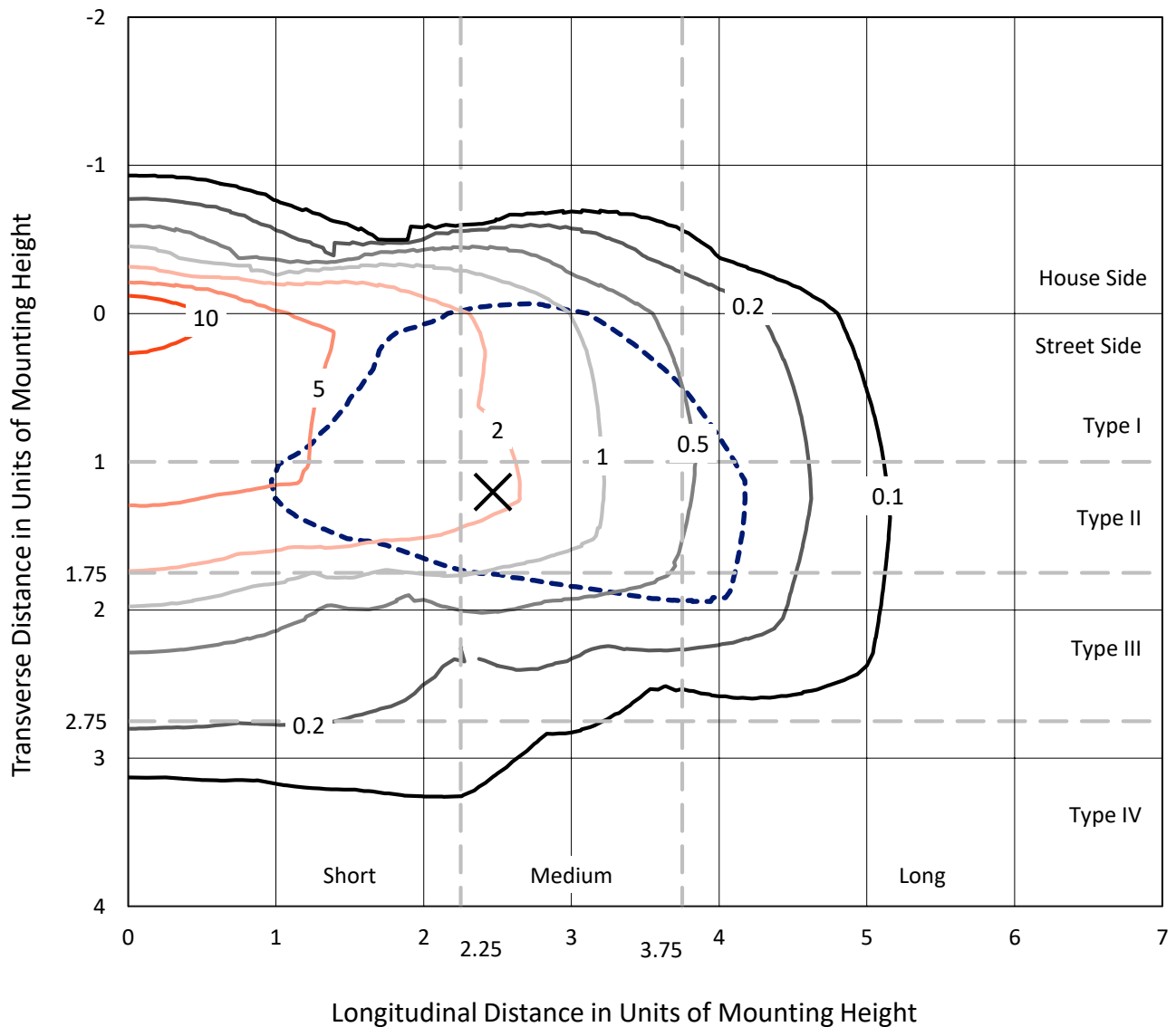


REPORT NUMBER: P401666

CATALOG NUMBER: ENC-SA1E-740-U-SL2-HSS

Iso-Footcandle Lines of Horizontal Illumination

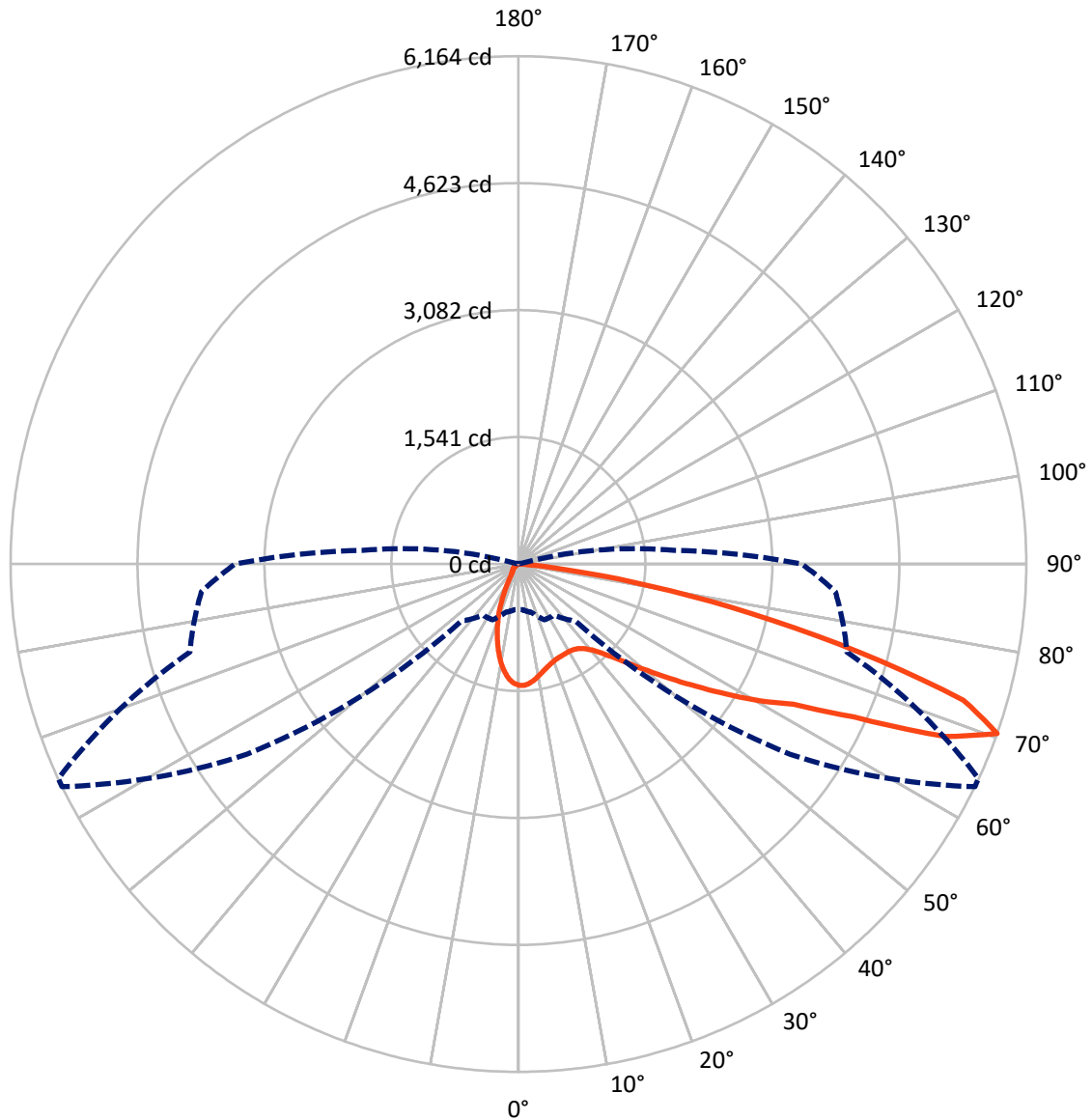
× Max cd
 - - - 1/2 Max cd



Based on 10 foot mounting height. Maximum calculated value = 14.7 fc
 Type III - Medium - Non-Cutoff

REPORT NUMBER: P401666
CATALOG NUMBER: ENC-SA1E-740-U-SL2-HSS

Luminous Intensity Polar Plot



— Vertical Plane Through 64-Deg Lateral - - - Horizontal Cone Through 70-Deg Vertical

REPORT NUMBER: P401666

CATALOG NUMBER: ENC-SA1E-740-U-SL2-HSS

FLUX DISTRIBUTION:

		Downward	Upward	Total
House Side	Lumens	730.5	0.0	730.5
	% Fixture	12.8	0.0	12.8
Street Side	Lumens	4955.5	0.0	4955.5
	% Fixture	87.2	0.0	87.2
Total	Lumens	5686.0	0.0	5686.0
	% Fixture	100.0	0.0	100.0

Coefficient of Utilization

ZONAL LUMENS:

Zone	Lumens	% Fixture
0°-10°	124.0	2.2
10°-20°	275.2	4.8
20°-30°	379.1	6.7
30°-40°	522.0	9.2
40°-50°	778.0	13.7
50°-60°	1229.0	21.6
60°-70°	1392.6	24.5
70°-80°	914.4	16.1
80°-90°	71.7	1.3
90°-100°	0.0	0.0
100°-110°	0.0	0.0
110°-120°	0.0	0.0
120°-130°	0.0	0.0
130°-140°	0.0	0.0
140°-150°	0.0	0.0
150°-160°	0.0	0.0
160°-170°	0.0	0.0
170°-180°	0.0	0.0
0°-90°	5686.0	100.0
0°-180°	5686.0	100.0



REPORT NUMBER: P401666

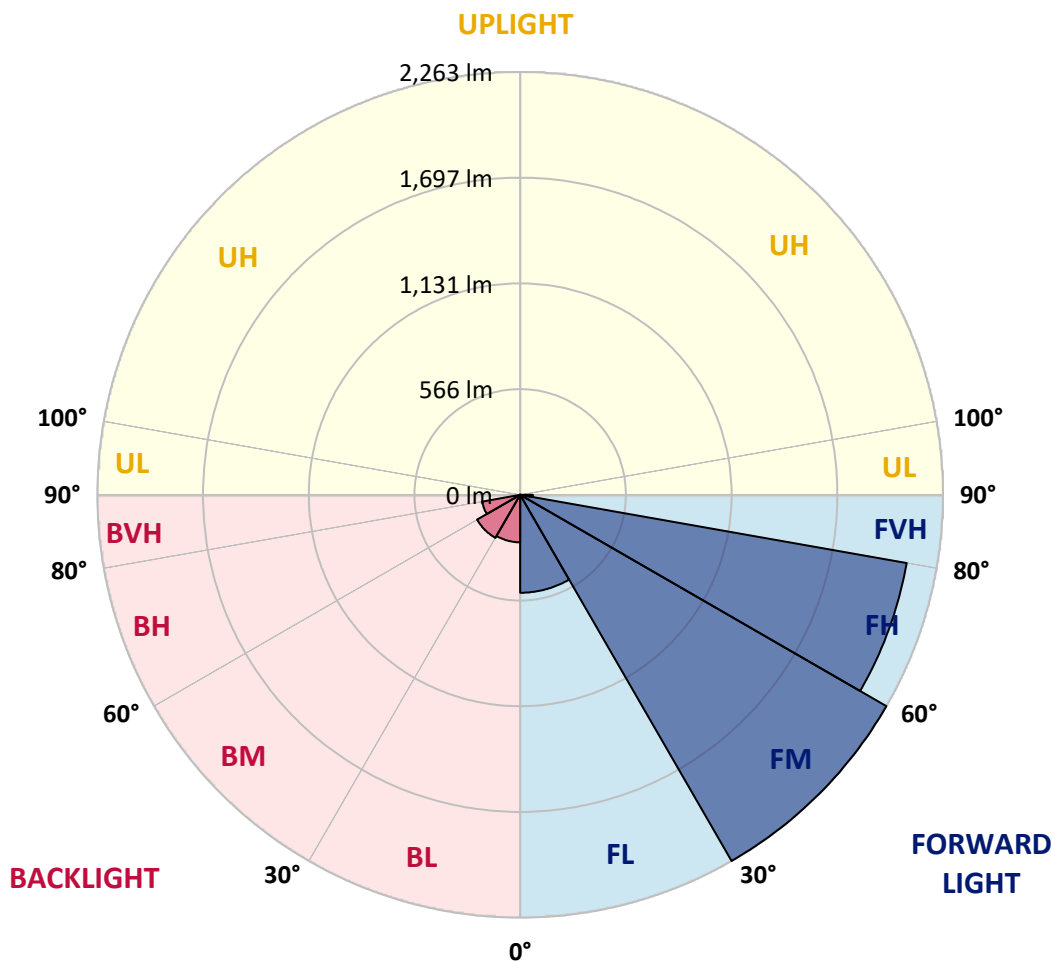
CATALOG NUMBER: ENC-SA1E-740-U-SL2-HSS

LUMINAIRE CLASSIFICATION SYSTEM LUMEN TABLE AND BUG RATING:

Zone		Lumens	% Fixture	Zone Rating/Lumen Limit		
				B	U	G
FL	(0°-30°)	524.1	9.2			
FM	(30°-60°)	2262.9	39.8			
FH	(60°-80°)	2100.8	36.9			G2/5000
FVH	(80°-90°)	67.7	1.2			G1/100
BL	(0°-30°)	254.2	4.5	B1/500		
BM	(30°-60°)	266.0	4.7	B1/1000		
BH	(60°-80°)	206.2	3.6	B1/500		G1/500
BVH	(80°-90°)	4.0	0.1			G0/10
UL	(90°-100°)	0.0	0.0		U0/0	
UH	(100°-180°)	0.0	0.0		U0/0	

BUG Rating: B1-U0-G2

Type III Medium





REPORT NUMBER: P401666

CATALOG NUMBER: ENC-SA1E-740-U-SL2-HSS

CANDELA DISTRIBUTION (FULL):

	0°	5°	15°	25°	35°	45°	55°	64°	65°	75°	85°
0°	1471.9	1471.9	1471.9	1471.9	1471.9	1471.9	1471.9	1471.9	1471.9	1471.9	1471.9
2.5°	1430.9	1430.9	1437.9	1444.9	1448.9	1459.9	1467.9	1473.9	1473.9	1477.9	1470.9
5°	1335.9	1335.9	1341.9	1358.9	1376.9	1399.9	1425.9	1451.9	1456.9	1475.9	1474.9
7.5°	1247.9	1255.9	1265.9	1282.9	1301.9	1335.9	1371.9	1416.9	1421.9	1467.9	1477.9
10°	1186.9	1191.9	1197.9	1216.9	1244.9	1283.9	1322.9	1375.9	1384.9	1453.9	1477.9
12.5°	1137.9	1138.9	1147.9	1168.9	1195.9	1233.9	1277.9	1335.9	1346.9	1428.9	1473.9
15°	1102.9	1101.9	1111.9	1131.9	1157.9	1196.9	1239.9	1300.9	1312.9	1407.9	1472.9
17.5°	1081.9	1082.9	1090.9	1105.9	1130.9	1167.9	1211.9	1271.9	1283.9	1390.9	1477.9
20°	1081.9	1081.9	1086.9	1093.9	1112.9	1145.9	1188.9	1250.9	1262.9	1379.9	1484.9
22.5°	1102.9	1100.9	1104.9	1098.9	1107.9	1130.9	1174.9	1236.9	1249.9	1374.9	1495.9
25°	1140.9	1136.9	1139.9	1126.9	1116.9	1126.9	1165.9	1230.9	1244.9	1375.9	1505.9
27.5°	1193.9	1193.9	1187.9	1169.9	1144.9	1133.9	1164.9	1226.9	1240.9	1375.9	1512.9
30°	1267.9	1264.9	1255.9	1237.9	1198.9	1161.9	1174.9	1226.9	1240.9	1376.9	1514.9
32.5°	1341.9	1343.9	1348.9	1330.9	1277.9	1209.9	1198.9	1235.9	1247.9	1375.9	1511.9
35°	1416.9	1417.9	1439.9	1441.9	1373.9	1286.9	1239.9	1259.9	1267.9	1385.9	1513.9
37.5°	1482.9	1487.9	1530.9	1551.9	1495.9	1385.9	1304.9	1304.9	1308.9	1412.9	1525.9
40°	1556.9	1569.9	1621.9	1668.9	1646.9	1512.9	1399.9	1370.9	1372.9	1461.9	1552.9
42.5°	1642.9	1658.9	1726.9	1794.9	1793.9	1668.9	1519.9	1475.9	1477.9	1546.9	1607.9
45°	1751.9	1762.9	1848.9	1933.9	1951.9	1840.9	1670.9	1612.9	1614.9	1675.9	1714.9
47.5°	1884.9	1897.9	1980.9	2082.8	2128.8	2047.8	1866.9	1803.9	1797.9	1840.9	1868.9
50°	2058.8	2083.8	2132.8	2230.8	2341.8	2287.8	2096.8	2033.8	2025.8	2059.8	2068.8
52.5°	2224.8	2247.8	2267.8	2357.8	2572.8	2585.8	2378.8	2309.8	2301.8	2309.8	2320.8
55°	2249.8	2262.8	2277.8	2399.8	2759.8	2964.8	2699.8	2617.8	2594.8	2579.8	2616.8
57.5°	2050.8	2042.8	2092.8	2258.8	2790.8	3383.7	3133.8	2974.8	2952.8	2869.8	2832.8
60°	1623.9	1612.9	1659.9	1886.9	2616.8	3591.7	3735.7	3369.7	3315.8	3037.8	3001.8
62.5°	1140.9	1127.9	1188.9	1322.9	2029.8	3550.7	4414.7	3743.7	3636.7	3186.8	3137.8
65°	878.9	872.9	905.9	935.9	1238.9	3075.8	4788.6	4473.7	4252.7	3348.8	3285.8
67.5°	688.9	696.9	737.9	824.9	799.9	1916.9	4753.6	5587.6	5366.6	3646.7	3606.7
70°	554.0	556.0	607.0	745.9	754.9	975.9	4024.7	6163.5	6160.5	4127.7	3861.7
72.5°	335.0	344.0	427.0	645.0	761.9	746.9	2705.8	5647.6	5725.6	4239.7	3482.7
75°	161.0	170.0	221.0	433.0	756.9	726.9	1463.9	4275.7	4375.7	3801.7	2823.8
77.5°	60.0	68.0	102.0	212.0	561.0	666.0	769.9	2882.8	2961.8	2782.8	1912.9
80°	19.0	22.0	40.0	97.0	285.0	550.0	496.0	1625.9	1678.9	1217.9	643.0
82.5°	2.0	3.0	11.0	33.0	110.0	280.0	291.0	612.0	639.0	238.0	130.0
85°	0.0	0.0	0.0	0.0	2.0	2.0	72.0	117.0	96.0	23.0	38.0
87.5°	0.0	0.0	0.0	0.0	0.0	1.0	2.0	3.0	3.0	3.0	4.0
90°	0.0	0.0	0.0	0.0	0.0	0.0	0.0	0.0	0.0	0.0	0.0



REPORT NUMBER: P401666

CATALOG NUMBER: ENC-SA1E-740-U-SL2-HSS

CANDELA DISTRIBUTION (continued):

	90°	95°	105°	115°	125°	135°	145°	155°	165°	175°	180°
0°	1471.9	1471.9	1471.9	1471.9	1471.9	1471.9	1471.9	1471.9	1471.9	1471.9	1471.9
2.5°	1469.9	1469.9	1462.9	1451.9	1437.9	1417.9	1412.9	1396.9	1396.9	1383.9	1381.9
5°	1471.9	1465.9	1442.9	1408.9	1361.9	1310.9	1278.9	1243.9	1213.9	1194.9	1196.9
7.5°	1471.9	1458.9	1412.9	1337.9	1249.9	1161.9	1094.9	1016.9	980.9	956.9	967.9
10°	1467.9	1445.9	1365.9	1251.9	1112.9	990.9	880.9	790.9	728.9	702.9	680.9
12.5°	1458.9	1426.9	1306.9	1144.9	966.9	806.9	655.0	537.0	455.0	414.0	409.0
15°	1450.9	1406.9	1237.9	1027.9	801.9	593.0	423.0	310.0	240.0	224.0	226.0
17.5°	1448.9	1387.9	1171.9	903.9	641.0	395.0	244.0	197.0	187.0	183.0	182.0
20°	1449.9	1370.9	1099.9	780.9	454.0	246.0	185.0	174.0	170.0	168.0	167.0
22.5°	1453.9	1351.9	1028.9	652.0	310.0	180.0	165.0	158.0	153.0	150.0	149.0
25°	1453.9	1330.9	949.9	515.0	203.0	158.0	148.0	139.0	132.0	128.0	128.0
27.5°	1450.9	1306.9	867.9	391.0	161.0	141.0	130.0	118.0	109.0	104.0	104.0
30°	1441.9	1277.9	788.9	273.0	141.0	126.0	112.0	97.0	86.0	81.0	79.0
32.5°	1428.9	1246.9	697.9	192.0	127.0	110.0	94.0	78.0	68.0	62.0	62.0
35°	1414.9	1215.9	600.0	147.0	115.0	97.0	79.0	63.0	54.0	50.0	49.0
37.5°	1407.9	1182.9	504.0	127.0	103.0	83.0	64.0	51.0	44.0	41.0	40.0
40°	1412.9	1157.9	410.0	114.0	92.0	70.0	53.0	43.0	37.0	33.0	33.0
42.5°	1442.9	1143.9	321.0	104.0	82.0	59.0	44.0	35.0	29.0	26.0	26.0
45°	1503.9	1153.9	244.0	95.0	70.0	49.0	37.0	28.0	22.0	19.0	19.0
47.5°	1605.9	1193.9	185.0	87.0	60.0	40.0	30.0	22.0	17.0	15.0	14.0
50°	1754.9	1272.9	145.0	79.0	50.0	34.0	25.0	17.0	13.0	11.0	11.0
52.5°	1969.9	1409.9	124.0	70.0	41.0	28.0	20.0	13.0	10.0	8.0	8.0
55°	2233.8	1583.9	112.0	62.0	33.0	23.0	16.0	10.0	7.0	6.0	5.0
57.5°	2447.8	1721.9	105.0	54.0	28.0	20.0	12.0	8.0	6.0	4.0	4.0
60°	2636.8	1810.9	93.0	45.0	24.0	16.0	10.0	6.0	4.0	3.0	3.0
62.5°	2789.8	1868.9	77.0	36.0	20.0	13.0	8.0	5.0	4.0	3.0	3.0
65°	2963.8	1915.9	63.0	28.0	17.0	11.0	7.0	4.0	3.0	3.0	3.0
67.5°	3304.8	2020.8	47.0	22.0	13.0	9.0	6.0	4.0	3.0	2.0	2.0
70°	3437.7	1897.9	37.0	18.0	10.0	8.0	6.0	4.0	2.0	2.0	2.0
72.5°	2925.8	1420.9	29.0	15.0	9.0	7.0	6.0	4.0	3.0	3.0	2.0
75°	2320.8	959.9	23.0	12.0	9.0	8.0	6.0	6.0	5.0	4.0	4.0
77.5°	1481.9	425.0	18.0	10.0	9.0	10.0	9.0	6.0	6.0	5.0	5.0
80°	442.0	102.0	13.0	8.0	7.0	8.0	9.0	6.0	4.0	3.0	3.0
82.5°	96.0	24.0	8.0	4.0	5.0	4.0	6.0	6.0	4.0	3.0	3.0
85°	32.0	9.0	5.0	4.0	3.0	3.0	3.0	3.0	3.0	3.0	2.0
87.5°	2.0	3.0	3.0	2.0	2.0	2.0	2.0	1.0	1.0	2.0	2.0
90°	0.0	0.0	0.0	0.0	0.0	0.0	0.0	0.0	0.0	0.0	0.0

(END OF REPORT)